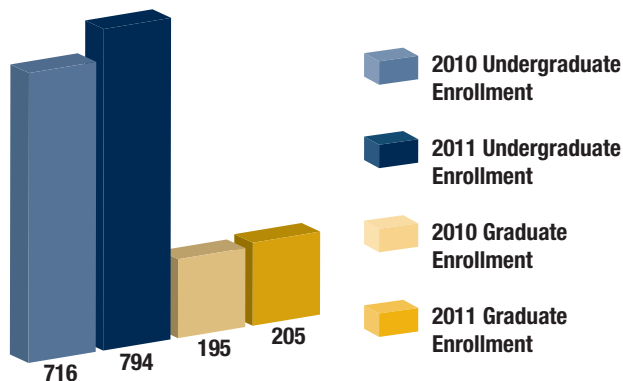
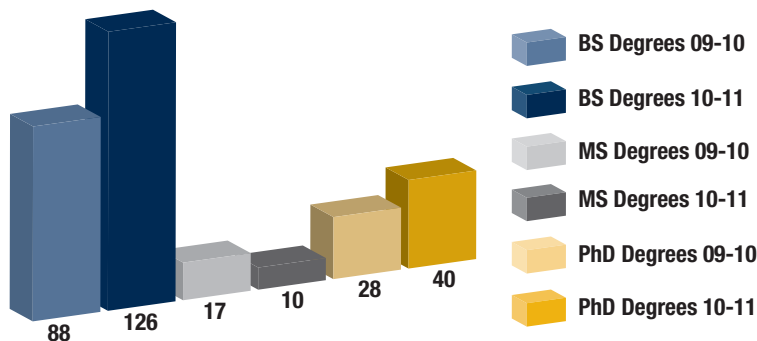


2011 CHAIR'S REPORT

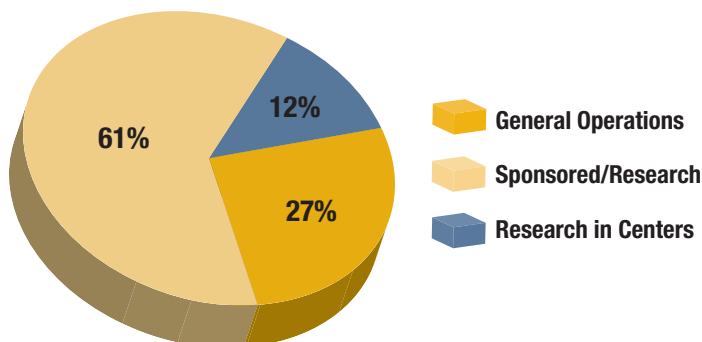
STUDENT ENROLLMENT



DEGREES AWARDED



FY 2011 EXPENDITURES



OUR NUMBERS

FACULTY & STAFF (Fall 2011)

Tenure-Track in ChBE	38
Assistant Professors	9
Associate Professors	8
Professors (9 endowed chairs or professorships)	21
General Faculty	74
Professors of the Practice	2
Academic Professional	1
Joint Appointed Faculty	5
Adjunct Faculty	3
Emeritus Faculty	12
Research Faculty	6
Postdoctoral Associates	45
General Staff	26
Business, Finance, Administrative	19
Communications	1
Information Technology	3
Machine Shop, Facilities	3

STUDENTS

Enrollments	Fall 2010	Fall 2011
Undergraduates	716	794
MS & PhD	195	205

Degrees	2009-10	2010-11
BS	88	126
MS	17	10
PhD	28	40

RESEARCH

	2009	2010
ISI Publications	213	229
Other Publications	27	40
Presentations	293	296
Seminars	119	116
Patents* & Invention Disclosures	43	45

EXPENDITURES

	FY 2010	FY 2011
General Operations	\$8,750,000	\$9,390,000
Sponsored/Research	\$16,970,000	\$21,660,000
Research in Centers [†]	\$4,000,000	\$4,000,000
TOTAL	\$29,720,000	\$35,050,000
State	\$9,226,000	\$9,650,000
Non-State	\$20,494,000	\$25,400,000

FY 2011 Expenditures Compared to FY 2007

General Operations	+42%
Sponsored/Research	+202%
Research in Centers	no change

*issued or filed | [†] estimated